

## KEY PERFORMANCE INDICATORS

# Sustained Performance Against Odds

Despite headwinds, we managed to grow our previous year's top-line through our transformation initiative, and strong business fundamentals, setting us up for growth and prosperity in the coming years.

### Profit and Loss Metrics

#### Revenue

**₹19,427 mn**

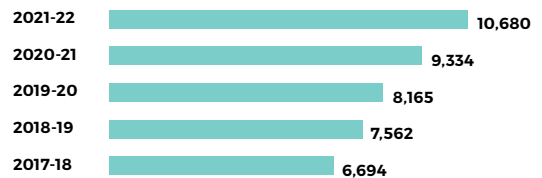


**13%** YoY  
**13%** CAGR

### Balance Sheet Metrics

#### Net Worth

**₹10,680 mn**



**14%** YoY  
**12%** CAGR

#### EBITDA

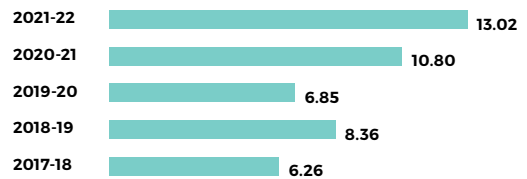
**₹3,454 mn**



**5%** YoY  
**11%** CAGR

#### EPS

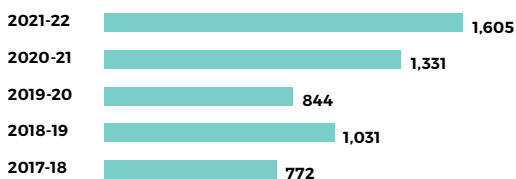
**₹13.02**



**20%** YoY  
**18%** CAGR

#### PAT

**₹1,605 mn**



**21%** YoY  
**19%** CAGR

#### DPS

**₹1.6**



**6%** CAGR